

# OTP Series



## Tow Tractor

24 Volt

3,000 & 5,000 kg. Capacities

	0	Specifications	OTP 300	
Distinguishing mark	1.2	Manufacturer's type designation		
	1.3	Drive: electric (battery or mains), diesel, petrol, fuel gas	Electric	
	1.4	Operator type: hand, pedestrian, standing, seated, order-picker, tow tractor	Tow tractor	
	1.5	Load capacity/rated load	3000	
	1.6	Load center distance		
	1.7	Rated drawbar pull	600	
	1.8	Load distance, center of load axle to fork		
	1.9	Wheelbase	1120	
	1.9	Service weight incl battery	1106	
Weight	2.1	Service weight incl battery	1106	
	2.2	Axle load, with load, front / rear		
	2.3	Axle load, without load, front / rear	616 / 490	
	2.4	Axle load, fork outreached with load, front / rear		
	2.5	Axle load, fork retracted with load, front / rear	Vulkollan / Polyurethane	
Tires, Chassis	3.1	Tires	250	
	3.2	Tire size, drive side	250	
	3.3	Tire size, load side		
	3.4	Dimensions additional wheels (castor wheels)	2 / 1x	
	3.5	Wheels, number front/rear (drive side/load side, x = driven wheels)		
	3.6	Track, drive side	b10	
	3.7	Track, load side	b11	
Dimensions	4.1	Tilt of mast/fork carriage, forward/backward	1173	
	4.2	Height, mast lowered		
	4.3	Free lift		
	4.4	Lift height H = h13+h3		
	4.5	Height, mast extended		
	4.6	Straddle lift		
	4.7	Height of overhead guard (cabin)		
	4.8	Seat height/stand height	123	
	4.10	Height of wheel arms		
	4.11	Additional lift		
	4.12	Coupling height	155(i)	
	4.14	Stand height, elevated		
	4.15	Height lowered		
	4.19	Overall length	1450	
	4.20	Length to face of forks		
	4.21	Overall width	800	
	421.1	Width over stabilizers		
	4.22	Fork dimensions	s/e/l	
	4.23	Fork carriage to ISO 2328, class / form A, B		
	4.24	Width of fork carriage		
	4.25	Width over forks, min/max	b5	
	4.26	Distance between wheel arms		
	4.27	Width across guide rolls	b6	
	4.28	Reach distance	l4	
	4.29	Reach lateral	b7	
	4.30	Reach lateral from vehicle centerline	b8	
	4.31	Ground clearance, mast	m1	
	4.32	Ground clearance, center of wheelbase	m2	
	4.33	Aisle width with pallet 1000 x 1200, crosswise	Ast	
	4.34	Aisle width for pallet 800 x 1200, lengthwise	Ast	
	4.35	Turning radius	Wva	
	4.37	Length incl reach legs	l7	
	4.38	Distance to swivelling-fork pivot	0	
	Performance data	5.1	Travel speed, with / without load	9.0 / 13.0 (ii)
		5.1.1	Travel speed with / without load, backwards	
		5.2	Lift speed, with / without load	
		5.3	Lowering speed, with / without load	
		5.4	Reach speed, with / without load	
5.7		Gradient, with/without load	6 / 15	
5.8		Max gradeability, with / without load, 5 min rating		
5.9		Acceleration time 0-10 m, with / without l		
5.10		Service brake: electric, h	Electric	
5.10.1		Parking brake: electric, hydraulic		
Electric Battery		6.1	Drive motor, rating S2 60 min	2.6
	6.2	Lift motor	2.2(iii)	
	6.3	Battery according to DIN 43531/35/36	A,B,C	
	6.4	Battery voltage / Battery capacity	V/Ah	
	6.5	Battery weight	kg	
	6.6	Power consumption according to VDI cycle	kWh/h	
Additional data	8.1	Speed regulation	Stepless	
	10.1	Operating pressure attachments	190 bar (iii)	
	10.2	Oil flow for attachments	l/min	
	10.7	Noise level at operator's ear, according to EN 12 0	db(A)	
	11.1	Notes	(i) Other coupling height available (ii) See drive speed chart (iii) Optional	

\*varies according to battery size

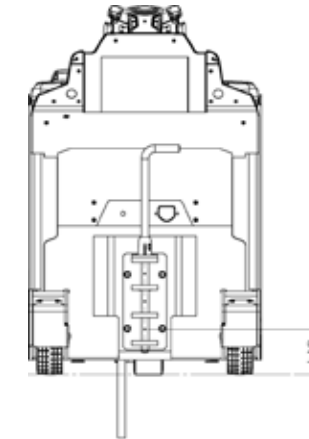
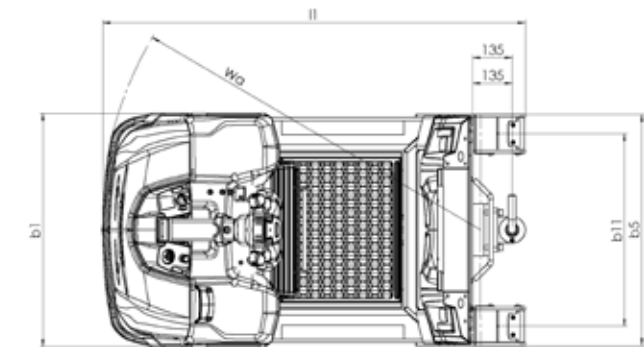
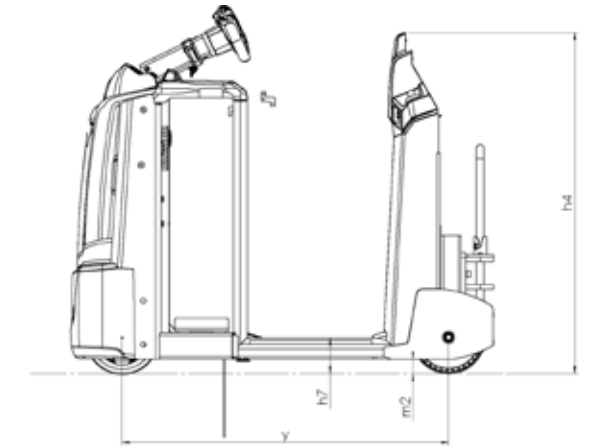
All rights reserved to change above specifications

	0	OTP 500	
Distinguishing mark	1.2		
	1.3	Electric	
	1.4	Tow tractor	
	1.5	5000	
	1.6		
	1.7	1000	
	1.8		
	1.9	1120	
	1.9	1106	
Weight	2.1	1106	
	2.2		
	2.3	616 / 490	
	2.4		
	2.5	Vulkollan / Polyurethane	
Tires, Chassis	3.1	250	
	3.2	250	
	3.3		
	3.4	2 / 1x	
	3.5		
	3.6	650	
	3.7		
Dimensions	4.1	1173	
	4.2		
	4.3		
	4.4		
	4.5		
	4.6		
	4.7		
	4.8	123	
	4.10		
	4.11		
	4.12	155(ii)	
	4.14		
	4.15		
	4.19	1450	
	4.20		
	4.21	800	
	421.1		
	4.22		
	4.23		
	4.24		
	4.25	794	
	4.26		
	4.27		
	4.28		
	4.29		
	4.30		
	4.31		
	4.32	50	
	4.33		
	4.34		
	4.35	1306	
	4.37		
	4.38		
	Performance data	5.1	9.0 / 13.0 (ii)
		5.1.1	
		5.2	
		5.3	
		5.4	
5.7		6 / 15	
5.8			
5.9			
5.10		Electric	
5.10.1			
Electric Battery		6.1	2.6
	6.2	2.2(iii)	
	6.3		
	6.4	24 / 620	
	6.5	493	
	6.6	1.23	
Additional data	8.1	Stepless	
	10.1	190 bar (iii)	
	10.2	5 l/min (ii)	
	10.7	69	
	11.1	(i) Other coupling height available (ii) See drive speed chart (iii) Optional	

\*varies according to battery size

All rights reserved to change above specifications

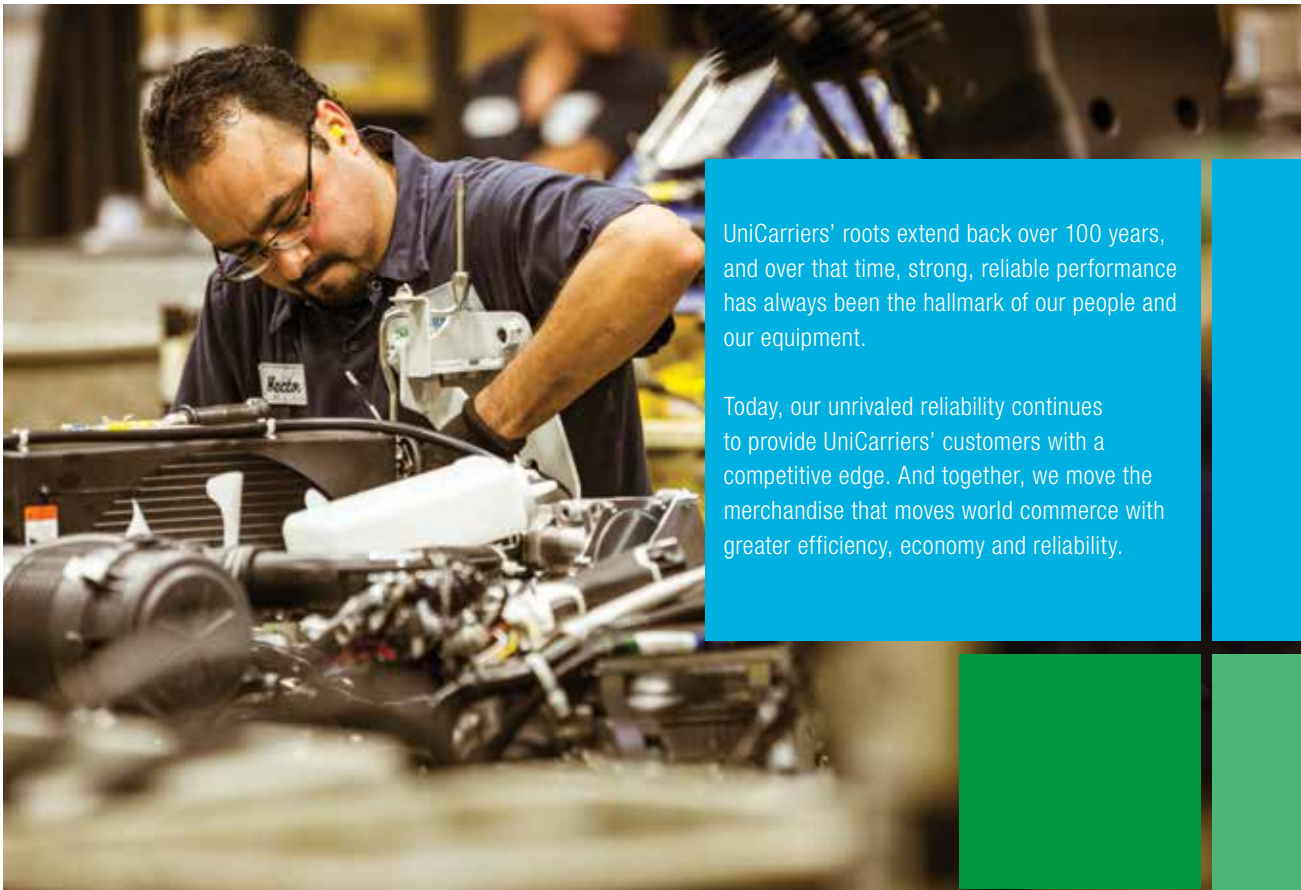
## OTP300 / OTP500



Tow tractor efficiency defined with operator-oriented 3D entry, dampened and wide walk-through platform, XControl 200° steering, Boost effect and excellent towing capacity, makes this model the quickest and most ergonomic tow tractor.

# Reliability.

It's the defining trait of our brand and our forklifts.



UniCarriers' roots extend back over 100 years, and over that time, strong, reliable performance has always been the hallmark of our people and our equipment.

Today, our unrivaled reliability continues to provide UniCarriers' customers with a competitive edge. And together, we move the merchandise that moves world commerce with greater efficiency, economy and reliability.

Which brand do you trust?  
The one you never have to think about.

**We Never Quit.**



[LogisnextAmericas.com/UniCarriers](https://LogisnextAmericas.com/UniCarriers)



UECN0407LA 04/2026

© 2026 Logisnext Americas Inc. UniCarriers® is a registered trademark of Logisnext Co., Ltd. Logisnext Americas, Inc. reserves the right to make product changes relating to colors, equipment, specifications or available options without notice. For more information, contact your UniCarriers Forklift representative.